

Scaled data based on original data using
LM-79-08 Approved Method: Electrical and Photometric Measurements of Solid-
State Lighting Products

Test Report Prepared for
Cooper Lighting Solutions
(formerly Eaton)

Brand: STREETWORKS

Report Number: P653256

Luminaire Tested: **GLAN-SA3D-840-U-5WQ**

Issue Date: 1/4/2021

Test Information

Test Method: LM-79-08
Report Number: P653256
TEST IS SCALED FROM IESNA LM-79-08 TEST DATA (G3-2011-042-1)
Test Lab: INNOVATION CENTER
Issue Date: 1/4/2021
Manufacturer: COOPER LIGHTING SOLUTIONS (FORMERLY EATON)
Product Line: STREETWORKS
Catalog Number: GLAN-SA3D-840-U-5WQ
Description: GALLEON AREA AND ROADWAY LUMINAIRE
(3) 80 CRI, 4000K, 1200mA LIGHTSQUARES WITH 16 LEDS EACH AND TYPE V WIDE OPTICS
Light Source: -
Ballast/Driver: ELECTRONIC DRIVER

Summary

Lumens per Lamp: N/A
Luminaire Lumens: 20327 lumens
Efficiency: N/A
Efficacy: 110.5 lumens/watt
Luminous Opening: Rectangular (W 1' x L: 1' x H: 0')
IES Classification: Type V - Short
BUG Rating: B5 - U0 - G3

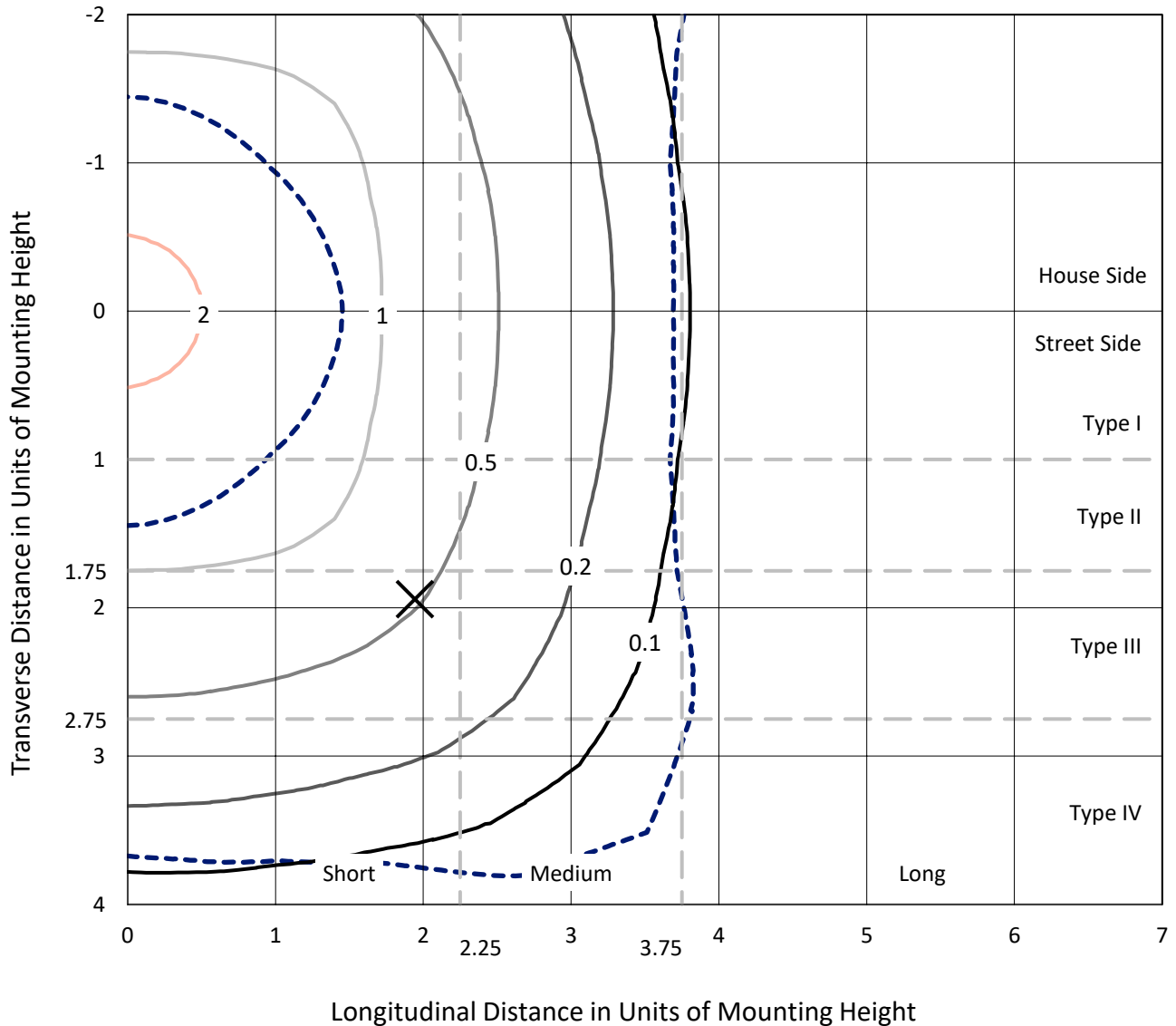
Input Watts (W): 184
Input Voltage (V): NR
Input Current (Ain): NR
Voltage Rise (V): NR
Power Factor: NR
Total Harmonic Distortion (THDi): NR
Frequency (hertz): 60
Stabilization Time: NR
Operation Time: NR
Ambient Temperature (°C): NR
Test Distance: 24 FT



REPORT NUMBER: P653256
 CATALOG NUMBER: GLAN-SA3D-840-U-5WQ

Iso-Footcandle Lines of Horizontal Illumination

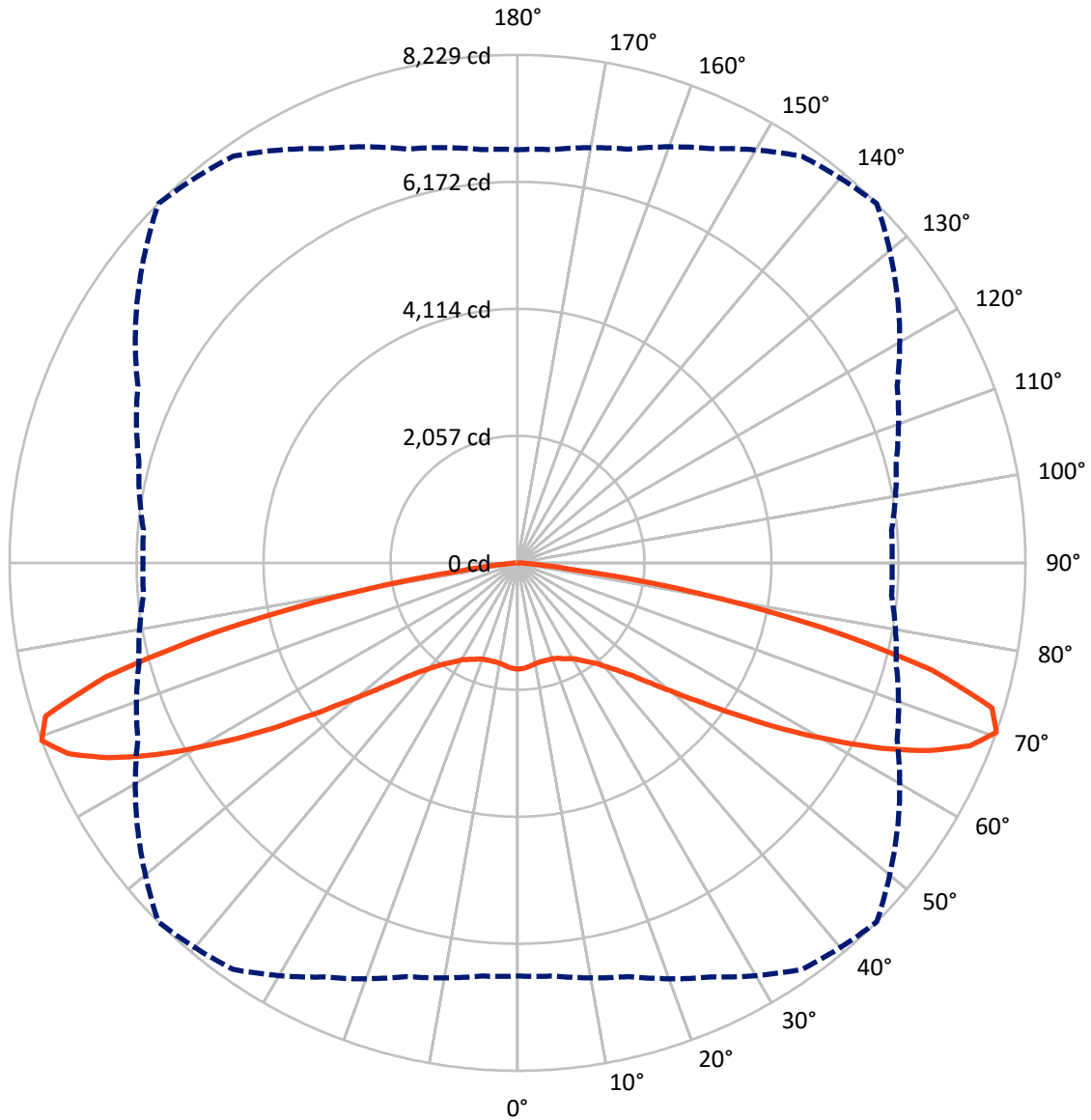
× Max cd
 - - - 1/2 Max cd



Based on 25 foot mounting height. Maximum calculated value = 2.8 fc
 Type V - Short - N/A

REPORT NUMBER: P653256
CATALOG NUMBER: GLAN-SA3D-840-U-5WQ

Luminous Intensity Polar Plot



— Vertical Plane Through 45-Deg Lateral - - - Horizontal Cone Through 70-Deg Vertical

REPORT NUMBER: P653256
 CATALOG NUMBER: GLAN-SA3D-840-U-5WQ

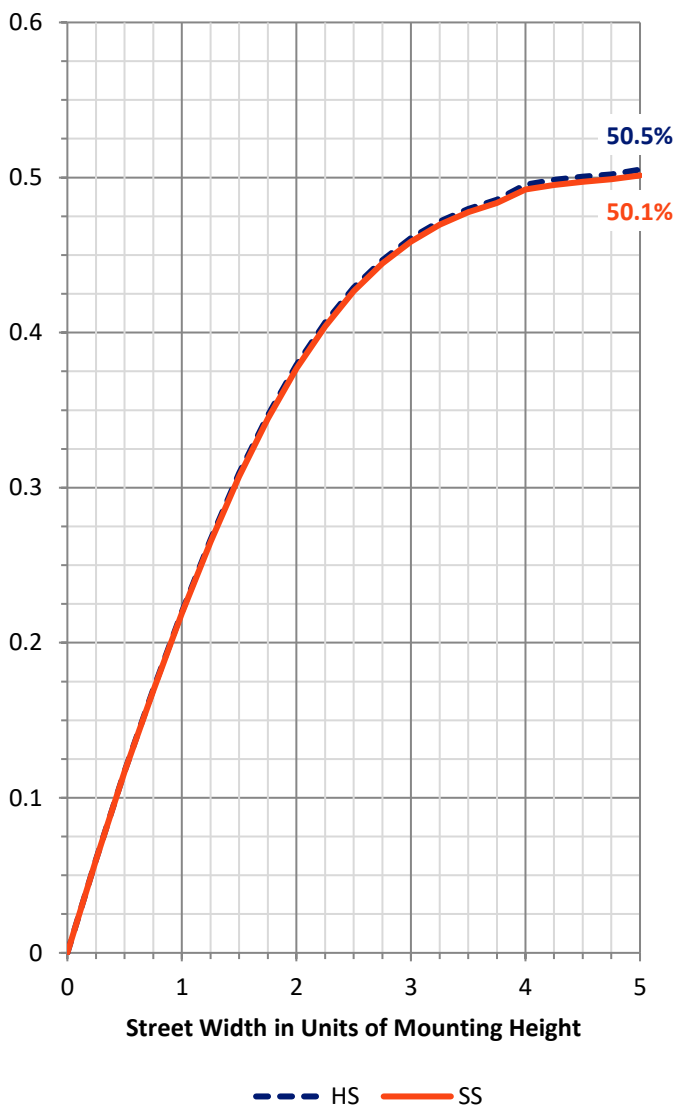
FLUX DISTRIBUTION:

		Downward	Upward	Total
House Side	Lumens	10163.5	0.0	10163.5
	% Fixture	50.0	0.0	50.0
Street Side	Lumens	10163.5	0.0	10163.5
	% Fixture	50.0	0.0	50.0
Total	Lumens	20327.0	0.0	20327.0
	% Fixture	100.0	0.0	100.0

ZONAL LUMENS:

Zone	Lumens	% Fixture
0°-10°	160.9	0.8
10°-20°	471.2	2.3
20°-30°	802.7	3.9
30°-40°	1244.2	6.1
40°-50°	2094.2	10.3
50°-60°	3810.4	18.7
60°-70°	6450.8	31.7
70°-80°	4993.2	24.6
80°-90°	299.2	1.5
90°-100°	0.0	0.0
100°-110°	0.0	0.0
110°-120°	0.0	0.0
120°-130°	0.0	0.0
130°-140°	0.0	0.0
140°-150°	0.0	0.0
150°-160°	0.0	0.0
160°-170°	0.0	0.0
170°-180°	0.0	0.0
0°-90°	20327.0	100.0
0°-180°	20327.0	100.0

Coefficient of Utilization

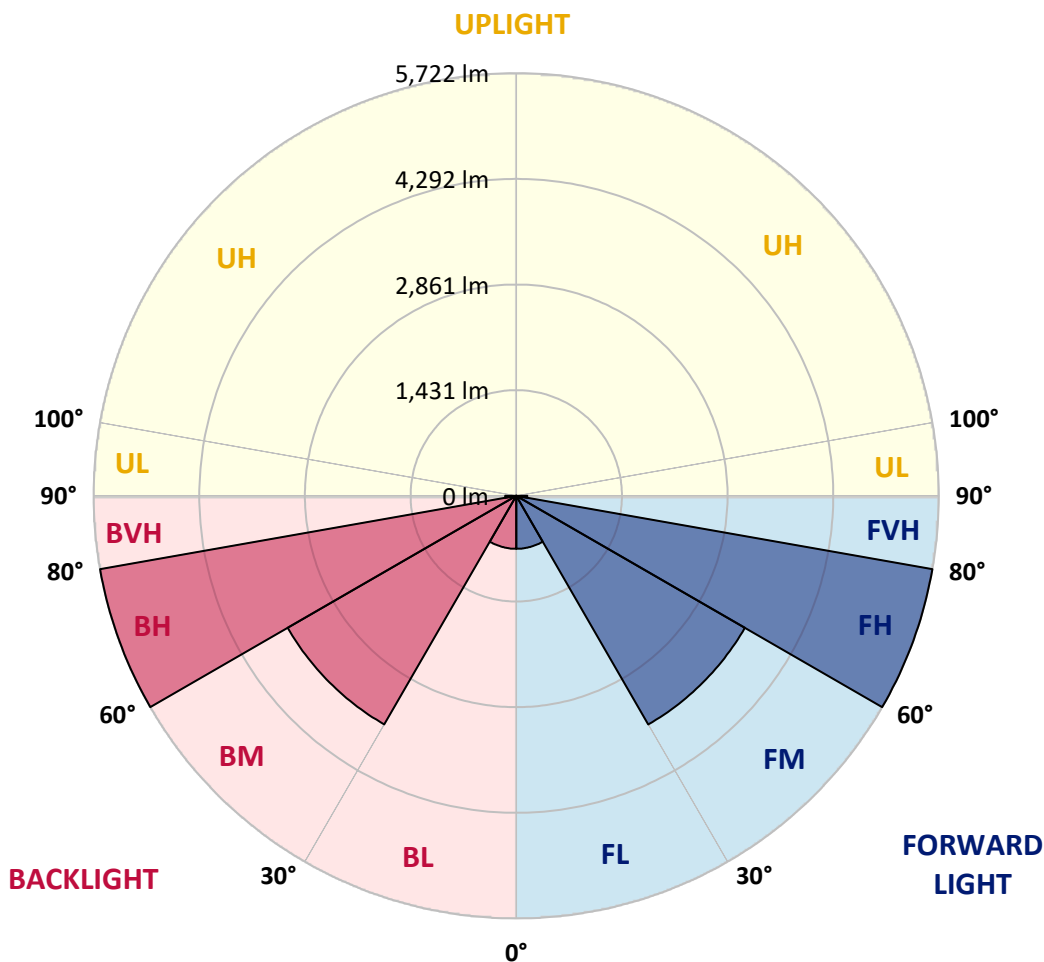


REPORT NUMBER: P653256
 CATALOG NUMBER: GLAN-SA3D-840-U-5WQ

LUMINAIRE CLASSIFICATION SYSTEM LUMEN TABLE AND BUG RATING:

Zone	Lumens	% Fixture	Zone Rating/Lumen Limit		
			B	U	G
FL (0°-30°)	717.4	3.5			
FM (30°-60°)	3574.4	17.6			
FH (60°-80°)	5722.0	28.1			G3/7500
FVH (80°-90°)	149.6	0.7			G2/225
BL (0°-30°)	717.4	3.5	B2/1000		
BM (30°-60°)	3574.4	17.6	B3/5000		
BH (60°-80°)	5722.0	28.1	B5		G3/7500
BVH (80°-90°)	149.6	0.7			G2/225
UL (90°-100°)	0.0	0.0		U0/0	
UH (100°-180°)	0.0	0.0		U0/0	

BUG Rating: B5-U0-G3
 Type V Short





REPORT NUMBER: P653256
 CATALOG NUMBER: GLAN-SA3D-840-U-5WQ

CANDELA DISTRIBUTION (FULL):

	0°	5°	15°	25°	35°	45°	55°	65°	75°	85°	90°
0°	1720.9	1720.9	1720.9	1720.9	1720.9	1720.9	1720.9	1720.9	1720.9	1720.9	1720.9
2.5°	1716.6	1717.7	1717.7	1715.6	1714.5	1714.5	1713.5	1713.5	1716.6	1717.7	1718.8
5°	1701.6	1701.6	1701.6	1700.5	1698.4	1698.4	1696.2	1696.2	1697.3	1700.5	1698.4
7.5°	1681.2	1683.3	1683.3	1679.1	1675.9	1675.9	1674.8	1675.9	1676.9	1680.1	1679.1
10°	1674.8	1675.9	1670.5	1663.0	1657.6	1654.3	1655.4	1657.6	1663.0	1665.1	1666.2
12.5°	1679.1	1679.1	1669.4	1658.6	1649.0	1644.7	1643.7	1651.1	1660.8	1667.3	1669.4
15°	1684.4	1682.3	1670.5	1656.5	1646.8	1645.8	1644.7	1650.0	1664.0	1676.9	1678.0
17.5°	1687.6	1686.5	1671.6	1654.3	1649.0	1649.0	1647.9	1652.2	1667.3	1683.3	1684.4
20°	1698.4	1695.1	1678.0	1659.7	1655.4	1657.6	1654.3	1659.7	1675.9	1695.1	1699.5
22.5°	1719.8	1716.6	1699.5	1681.2	1679.1	1679.1	1678.0	1683.3	1700.5	1720.9	1724.1
25°	1745.6	1742.4	1726.3	1713.5	1715.6	1719.8	1717.7	1718.8	1732.7	1750.0	1755.3
27.5°	1780.0	1774.6	1760.6	1750.0	1756.3	1756.3	1756.3	1755.3	1763.8	1780.0	1785.4
30°	1821.9	1819.7	1804.7	1803.6	1809.0	1803.6	1803.6	1804.7	1805.7	1820.8	1826.1
32.5°	1876.6	1872.3	1864.7	1862.6	1877.7	1882.0	1866.9	1853.0	1860.5	1875.5	1878.7
35°	1966.8	1960.4	1949.6	1937.7	1949.6	1970.0	1937.7	1927.1	1946.4	1966.8	1968.9
37.5°	2089.1	2085.9	2068.8	2047.3	2046.2	2067.7	2034.4	2033.4	2069.9	2094.5	2097.8
40°	2242.7	2245.9	2224.4	2204.0	2193.3	2210.5	2184.7	2194.3	2229.8	2257.7	2255.6
42.5°	2458.5	2446.6	2413.4	2394.1	2382.2	2375.8	2369.3	2384.4	2424.1	2454.2	2477.8
45°	2710.8	2706.4	2664.6	2641.0	2615.2	2605.6	2603.4	2630.2	2678.6	2715.1	2718.3
47.5°	2996.3	2986.6	2959.8	2935.1	2925.5	2913.6	2903.0	2923.3	2971.7	2997.4	3004.9
50°	3290.5	3292.6	3292.6	3288.3	3298.0	3300.2	3271.2	3278.6	3305.6	3303.4	3301.2
52.5°	3626.5	3638.3	3694.2	3699.5	3745.6	3776.8	3724.2	3693.1	3683.4	3625.5	3629.8
55°	4021.6	4032.3	4116.0	4199.8	4324.3	4376.9	4266.4	4169.8	4101.1	4013.0	4017.3
57.5°	4514.3	4519.7	4599.2	4760.2	4957.7	5081.2	4886.9	4695.8	4556.2	4472.4	4439.2
60°	5044.7	5050.0	5166.0	5362.5	5669.5	5819.8	5579.4	5266.9	5090.8	4963.1	4971.7
62.5°	5681.3	5702.8	5806.9	6077.5	6450.0	6618.5	6299.7	5882.0	5643.7	5484.8	5491.3
65°	6363.0	6399.5	6513.3	6810.7	7154.2	7335.7	6944.9	6462.8	6166.5	5972.3	5992.6
67.5°	6805.4	6837.6	7001.8	7330.3	7758.6	7908.9	7404.4	6842.9	6472.5	6240.6	6197.7
70°	6692.6	6719.4	6938.4	7404.4	8038.9	8228.8	7513.9	6787.1	6351.2	6083.9	6066.7
72.5°	5907.9	5852.0	6171.9	6840.8	7719.0	8037.8	7169.3	6198.8	5650.2	5375.3	5343.1
75°	3915.3	4036.6	4508.9	5297.0	6530.5	6925.6	6119.4	4977.0	4286.7	4058.1	4022.7
77.5°	1308.7	1402.1	1821.9	3002.8	4452.1	5045.7	4458.6	3255.1	2302.8	1855.2	1863.7
80°	346.7	342.5	443.4	825.6	1923.9	2922.2	2239.5	1102.6	603.3	436.9	414.4
82.5°	124.6	139.5	179.3	228.7	510.0	908.2	640.9	309.2	226.5	167.4	162.1
85°	54.7	53.7	77.3	91.2	127.7	169.6	150.3	130.9	114.9	76.2	70.9
87.5°	11.8	11.8	18.2	14.0	22.5	22.5	27.9	33.3	34.3	22.5	18.2
90°	0.0	0.0	0.0	0.0	0.0	0.0	0.0	0.0	0.0	0.0	0.0

(END OF REPORT)